

# EC Nationality Mix – March 2018

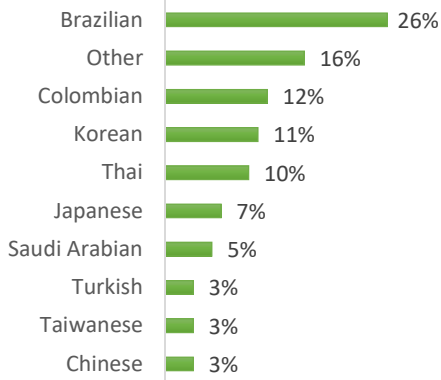
Information is based on student numbers from 1<sup>st</sup> – 31<sup>st</sup> March 2018. The nationality mix varies over different courses and levels.



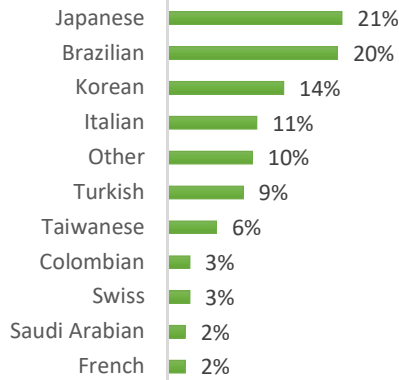
## USA

Other = Any other nationalities with 1% or less

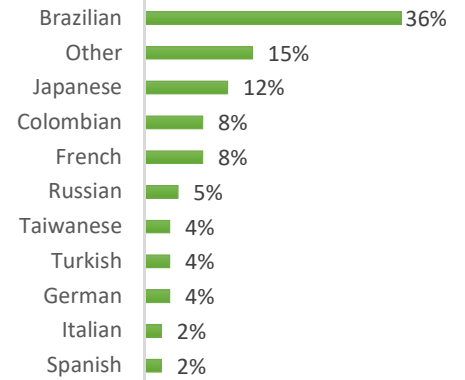
**BOSTON (50–150 students)**



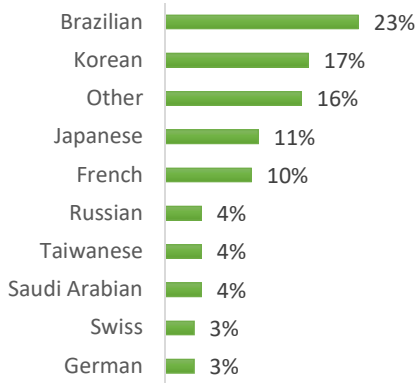
**NEW YORK (150–250 Students)**



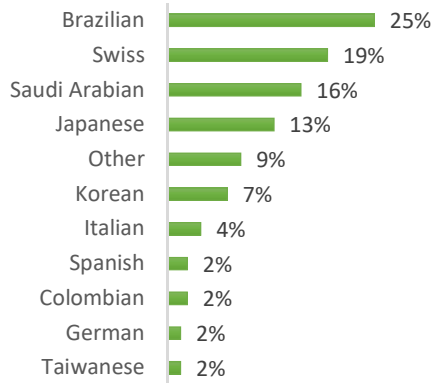
**NEW YORK 30+ (50-150 students)**



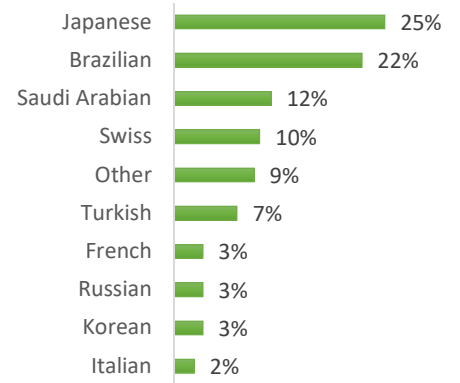
**SAN FRANCISCO (100-200 Students)**



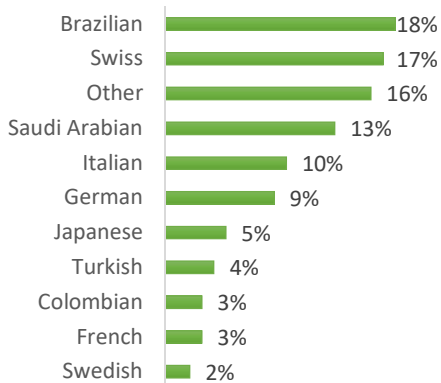
**SAN DIEGO (100-200 Students)**



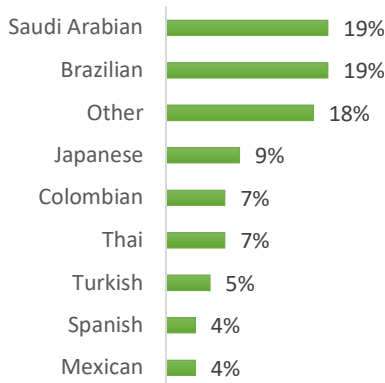
**LOS ANGELES (250-350 Students)**



**MIAMI (50-150 Students)**



**WASHINGTON D.C. (0-100 students)**



# EC Nationality Mix – March 2018

Information is based on student numbers from 1<sup>st</sup> – 31<sup>st</sup> March 2018. The nationality mix varies over different courses and levels.

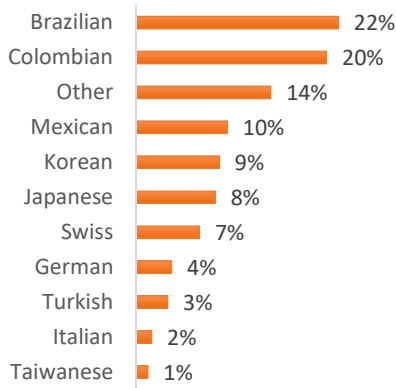


## CANADA, MALTA, SOUTH AFRICA

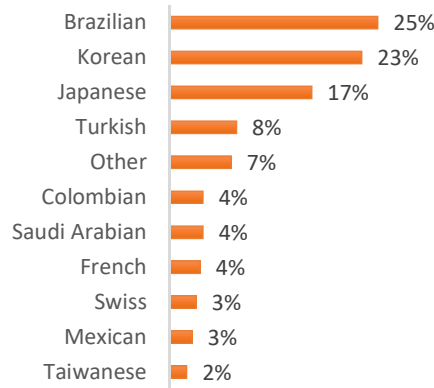
Other = Any other nationalities with 1% or less

### CANADA

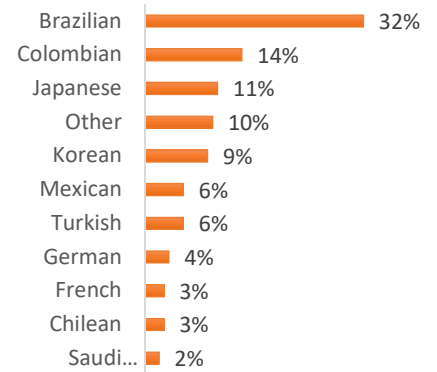
#### MONTREAL (200-300 Students)



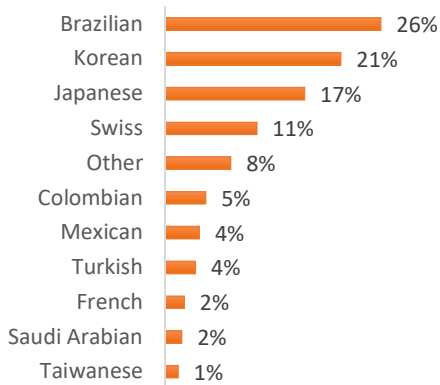
#### TORONTO (600-700 Students)



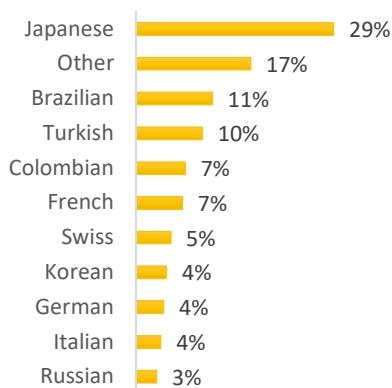
#### TORONTO 30+ (100-200 Students)



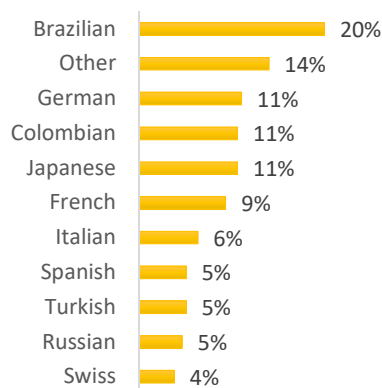
#### VANCOUVER (600-700 Students)



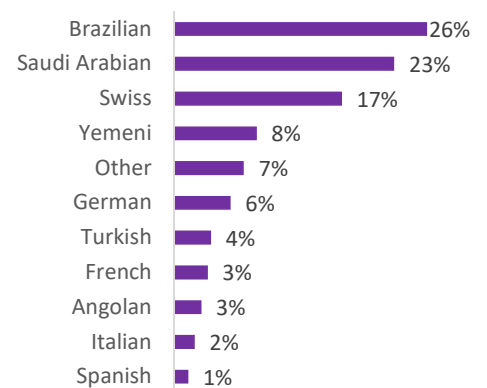
### MALTA (400-500 Students)



### MALTA 30+ (200-300 Students)



### CAPE TOWN (250-350 Students)



# EC Nationality Mix – March 2018

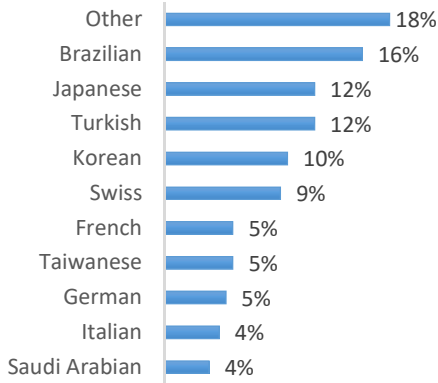
Information is based on student numbers from 1<sup>st</sup> – 31<sup>st</sup> March 2018. The nationality mix varies over different courses and levels.



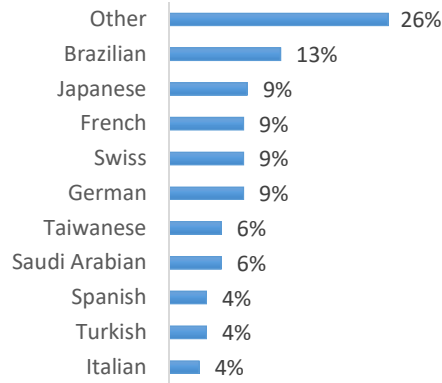
## UNITED KINGDOM

Other= Any other nationalities with 1% or less

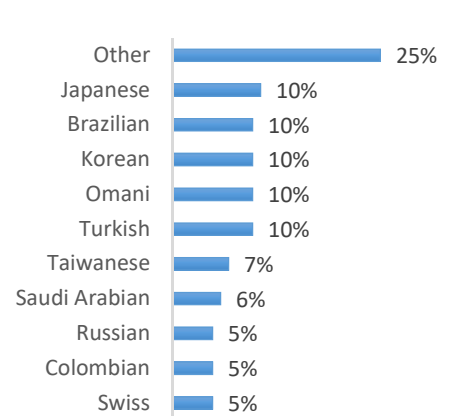
### LONDON (300-400 Students)



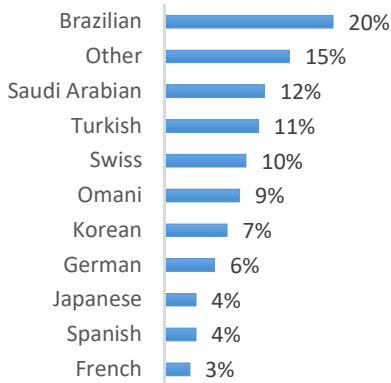
### LONDON 30 + (200-300 Students)



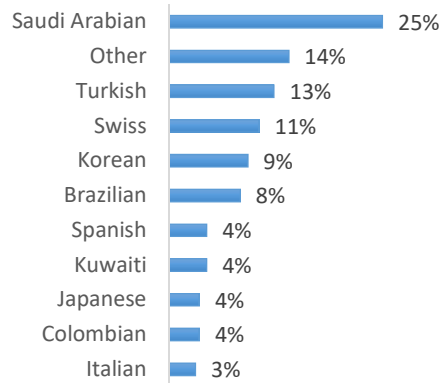
### OXFORD (50-150 Students)



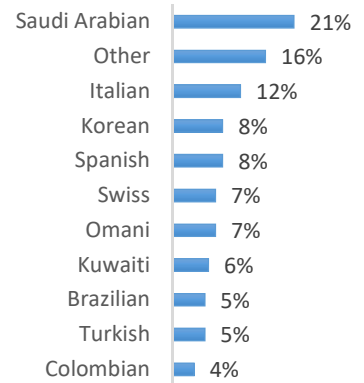
### CAMBRIDGE (100-200 Students)



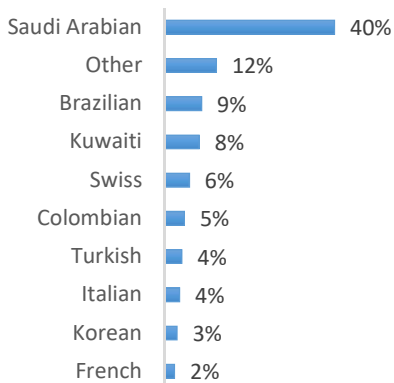
### BRIGHTON (200-300 Students)



### BRISTOL (100-200 Students)



### MANCHESTER (150-250 Students)



# EC Nationality Mix – March 2018

Information is based on student numbers from 1<sup>st</sup> – 31<sup>st</sup> March 2018. The nationality mix varies over different courses and levels.



Other= Any other nationalities with 1% or less

## IRELAND

### DUBLIN (50-150 Students)

